

IKAZE, KURI!

CUNGA SCHOOLS PORTAL

IMICUNGIRE INOZE Y'ISHURI, HIFASHISHIJWE IKORANABUHANGA

www.cungaschools.com

2/15/2023

KWINJIRA MURI POROGARAMU (ABAKOZI B'IKIGO)

www.cungaschools.com

CUNGA Schools Portal AHABANZA SABA UMWANYA ANDIKISHA ISHURI ISHYURA **INJIRA** IHUGURE TWANDIKIRE

✓ Icyanzu **umukozi** w'ikigo yinjiriramo kugirango abashe gukora akazi ashinzwe

Cunga Schools

Porogramu Y'Ikoranabuhanga Igufasha Gucunga Ishuri Ryawe

"Imurira imirimo y'ishuri ryawe kuri porogramu ya "CungaSchools" Igufashe; kunoza imicungire y'ishuri wifashishije ikoranabuhanga rya interineti, kujyana n'iterambere ry'isi, no guha ababyeyi urubuga rw'ubufatanye mu burezi n'uburere bw'abanyeshuri."



UKO UMUKOZI YINJIRA

1 -Andikamo izina cyangwa email ukoresha winjira muri porogaramu



Username or Email Address

Password

Remember Me

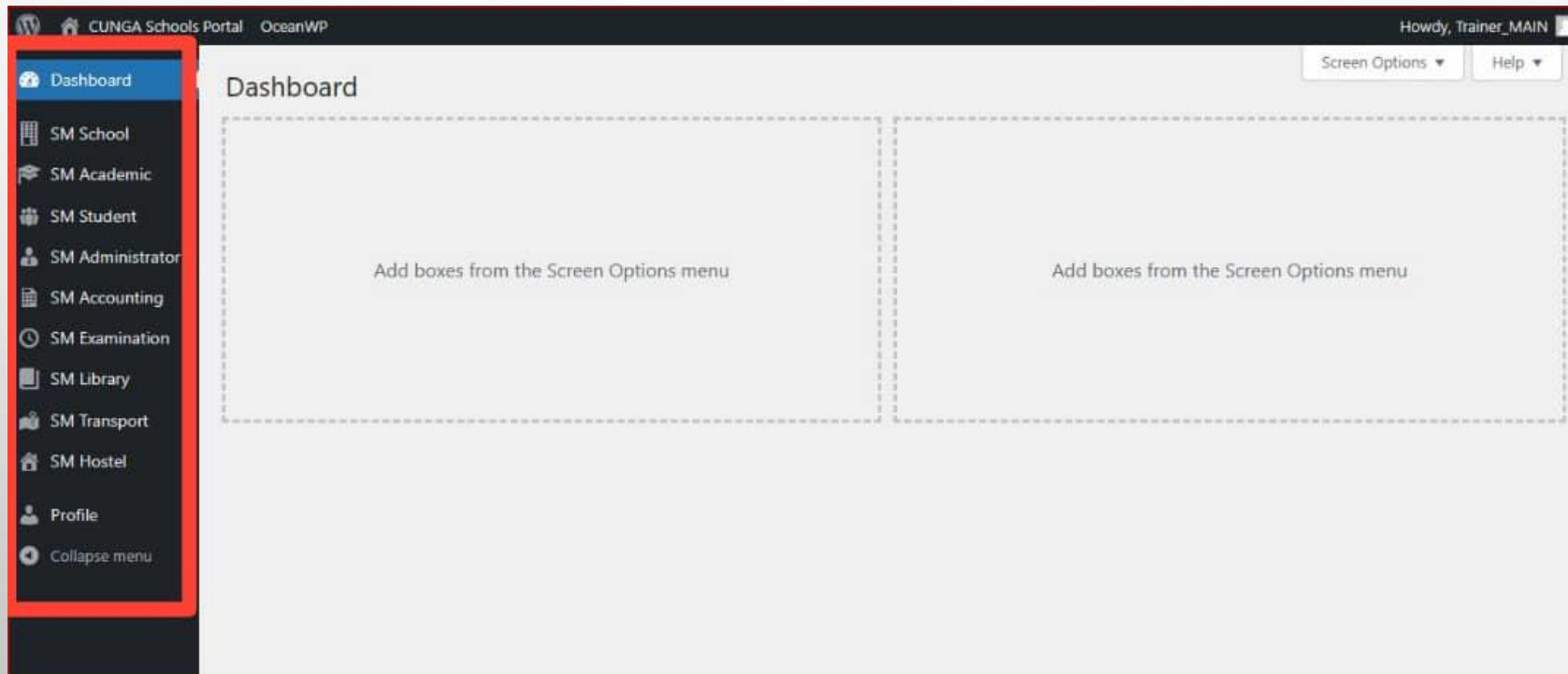
2-Shyiramo ijambo/umubare-banga, ukande kuri Login, winjire.

[Register](#) | [Lost your password?](#)

[← Go to CUNGA Schools Portal](#)

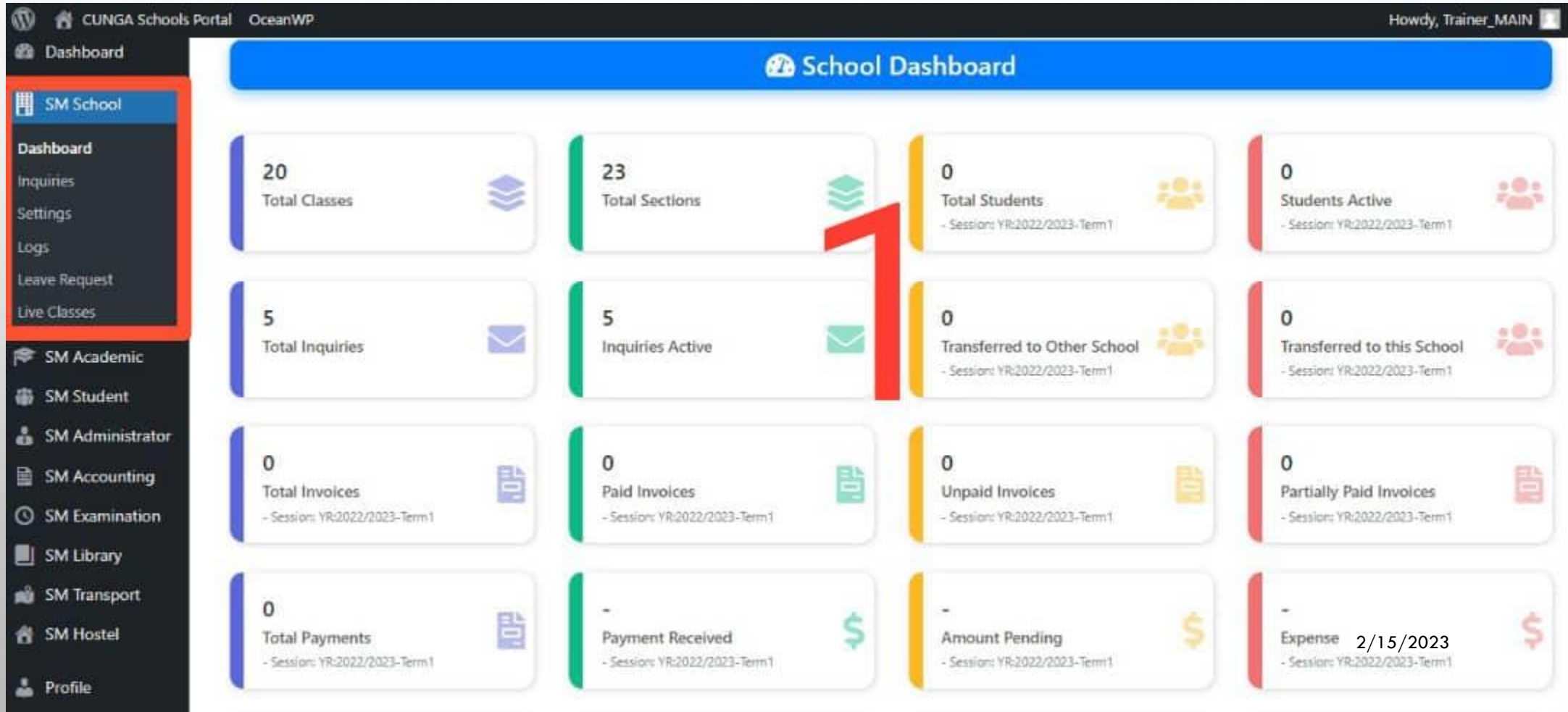
IBICE BIGIZE POROGARAMU YA 'CUNGA School', BIGARAGARIRA UMUKOZI IYO AMAZE KWINJIRA MURI CUNGA Schools_“BACK-END WP PANEL”

##Icyitonderwa: Buri mukozi **azabona igice kijyanye n'inshingano ze gusa**, niba ari ushinzwe Icingamutungo, icyo gihe azasangamo **“SM Accounting” gusa!**



IGICE CYA 1: DASHBOARD

Iki nigice usangamo amakuru yose y'ikigo, ari ayashyizwemo vuba ndetse n'aya kera. Muri yo twavuga nka: amashuri n'ibyiciro byayo, abanyeshuri ikigo gifite ubu, abo cyohereje ku bindi bigo, abavuye ku bindi bigo, ubwishyu bwabo, ubusabe bw'abashaka imyanya, abakozi bose b'ikigo, ayerekeranye n'ibizamini, ibitabo n'ibindi..



IGICE CYA 1: DASHBOARD.....Birakomeza.....

...ubwishyu bwabo, ubusabe bw'abashaka imyanya, abakozi bose b'ikigo n'ibyo bashinzwe, ayerekeranye n'ibizamini, ibitabo, amanita y'ibizamini n'ibindi..

The dashboard displays various metrics for SM School. A sidebar on the left contains navigation options: Dashboard, Inquiries, Settings, Logs, Leave Request, Live Classes, SM Academic, SM Student, SM Administrator, SM Accounting, SM Examination, SM Library, SM Transport, SM Hostel, Profile, and Collapse menu. The main area shows 12 summary cards in a 3x4 grid:

- Income: - Session: YR:2022/2023-Term1
- Exams with Published Timetables: 0
- Exams with Published Admit Cards: 0
- Exams with Published Results: 0
- Total Admins: 0
- Total Roles: 6
- Total Staff: 6
- Staff Active: 6
- Total Books: 2
- Total Library Cards: 0 - Session: YR:2022/2023-Term1
- Total Books Issued: 0 - Session: YR:2022/2023-Term1
- Total Books Return Pending: 0 - Session: YR:2022/2023-Term1

Below the cards is a section for "Last 10 Active Inquiries" with a "Show 5 entries" dropdown and a search box. A table lists the inquiries:

Class	Name	Phone	Email	Message	Date
Y4	Lisa E. Doty	03683 82 95 73	violet.farfan6@gmail.com	Hi You already know that quality unique con	2/15/2023 01/2023

IGICE CYA 2: AMASOMO N'IMYIGIRE

Aha usangamo ibyerekeye ibyiciro by'amashuri, amasomo, ubwitabire bw'abanyeshuri, imfashanyigisho, imikoro, amatangazo agenewe abanyeshuri cyangwa ababyeyi n'ibikorwa biteganijwe.

The screenshot displays the 'Academic' dashboard of a school management system. The interface is clean and organized, featuring a dark sidebar on the left with a red highlight around the main menu items. The main content area is divided into several sections, each with a title and a set of action buttons. The top navigation bar is blue with a white graduation cap icon and the word 'Academic'. The user's name 'Howdy, Trainer_MAIN' is visible in the top right corner. The date '2/15/2023' is shown in the bottom right corner. The URL at the bottom left is 'https://cungaschools.com/wp-admin/admin.php?page=sm-staff-subjects'.

Dashboard

- Class Sections
- Subjects
- Class Timetable
- Staff Time Table
- Attendance
- Student Leaves
- Study Materials
- Home Work
- Noticeboard
- Events
- Live Classes
- Staff Rating

SM Student

- SM Administrator
- SM Accounting
- SM Examination
- SM Library
- SM Transport

Academic

Class Sections

- Class Sections

Subjects

- View Subjects
- Add New Subject

Attendance

- View Attendance
- Take Attendance

Study Materials

- Study Materials
- Add New Study Material

Home Work

- Homework
- Assign Homework

Noticeboard

- Noticeboard
- Add New Notice

Events

- View Events
- Add New Event

2/15/2023

https://cungaschools.com/wp-admin/admin.php?page=sm-staff-subjects

IGICE CYA 3: **ABANYESHURI**

Aha niho umukozi ubishinzwe anyura yandika abanyeshuri bemerewe imyanya, aho asanga amakuru y'abanyeshuri bose, amakarita abaranga, uko bimurwa mu myaka, amakuru ajyanye n'abanyeshuri boherejwe ku bindi bigo n'abakiriwe bavuye ku bindi bigo ndetse n'impamyabumenyi zabo ku bazikoreye.

The screenshot displays the 'Student' dashboard of the CUNGA Schools Portal. The sidebar menu on the left includes the following items: SM Student (highlighted), Dashboard, Admission, Students, ID Cards, Promote, Transfer Student, Certificates, and Notifications. The main dashboard area contains six functional cards:

- Admission:** Add New Admission, Bulk Admission
- Students:** View Students
- ID Cards:** Print ID Cards
- Student Promotion:** Promote Students
- Transfer Student:** View Students Transferred, Transfer Student
- Certificates:** View Certificates, Add New Certificate

Additional information at the bottom of the page includes the date 2/15/2023 and the version number 6.1.1. A URL is visible at the bottom left: <https://cunoaschools.com/wp-admin/admin.php?page=sm-staff-students>

IGICE CYA 4: UBUYOBOZI N'ABAKOZI

Aha niho hagenewe gushyirwa amakuru y'abakozi bose b'ikigo (harimo n'ushinzwe ibikorwa by'ikoranabuhanga ry'iyi porogaramu) hamwe n'inshingano za buri mukozi.

The screenshot displays the CUNGA Schools Portal Administrator interface. The top navigation bar shows 'CUNGA Schools Portal' and 'OceanWP'. The current session is 'YR:2022/2023-Term1'. The user is logged in as 'Trainer_MAIN'. The sidebar menu is highlighted in red, showing 'SM Administrator' selected. The main content area is divided into three sections: 'Admins', 'Roles', and 'Staff'. Each section has buttons for 'View', 'Add New', and 'Bulk Import' (for Staff). The footer includes 'Thank you for creating with WordPress.' and 'Version 6.1.1'. The date '2/15/2023' is displayed in the bottom right corner.

IGICE CYA 5: ICUNGAMUTUNGO

Iki gice nicyagenewe icungamutungo ryose ry'ikigo aho usanga ubwishyu, inyemezabwishyu, uko amafranga yinjijye n'ayasohotse, icyo yakoze, ibirarane n'andi makuru yose y'ingenzi yerekeranye n'icungamutungo.

CUNGA Schools Portal OceanWP Howdy, Trainer_MAIN

- Dashboard
- SM School
- SM Academic
- SM Student
- SM Administrator
- SM Accounting**
 - Dashboard
 - Income
 - Expenses
 - Fee Invoices
 - Fee Types
 - Bulk Invoices Print
- SM Examination
- SM Library
- SM Transport
- SM Hostel
- Profile

Category	Value	Session
Total Invoices	0	YR:2022/2023-Term1
Paid Invoices	0	YR:2022/2023-Term1
Unpaid Invoices	0	YR:2022/2023-Term1
Partially Paid Invoices	0	YR:2022/2023-Term1
Total Payments	0	YR:2022/2023-Term1
Payment Received	-	YR:2022/2023-Term1
Amount Pending	-	YR:2022/2023-Term1
Expense	-	YR:2022/2023-Term1
Income	-	YR:2022/2023-Term1
Daily Payments Total	-	YR:2022/2023-Term1
Daily Expense Total	-	YR:2022/2023-Term1

2/15/2023

IGICE CYA 6: ISUZUMABUMENYI

Amakuru aiyanye n'ibizamini byateguye, uko byakozwe, ikosora n'amasesengura y'ibizamini n'amanota, itangwa ry'amakarita y'abanyeshuri bemerewe gukora ibizamini, ndetse no gusohora za raporo zihabwa abo bigenewe.

The screenshot displays the 'Examination' section of the CUNGA Schools Portal. The interface is clean and modern, with a blue header bar at the top containing the title 'Examination'. On the left, a dark sidebar menu lists various navigation options, with 'SM Examination' highlighted in red. The main content area is divided into four white cards with rounded corners. The 'Manage Exams' card includes 'View Exams' and 'Add New Exam' buttons. The 'Admit Cards' card features a 'Manage Admit Cards' button. The 'Exam Results' card has a 'Manage Exam Results' button. The 'Results Assessment' card contains an 'Exam Results Assessment' button. The top right corner of the page shows the user's name 'Howdy, Trainer_MAIN' and a profile icon. The date '2/15/2023' is displayed in the bottom right corner.

CUNGA Schools Portal OceanWP

Howdy, Trainer_MAIN

SM Student

SM Administrator

SM Accounting

SM Examination

Dashboard

Manage Exams

Manage Groups

Admit Cards

Admit Cards Bulk Print

Exam Results

Bulk Print Results

Results Assessment

SM Library

SM Transport

SM Hostel

Profile

Collapse menu

Examination

Manage Exams

View Exams Add New Exam

Admit Cards

Manage Admit Cards

Exam Results

Manage Exam Results

Results Assessment

Exam Results Assessment

2/15/2023

IGICE CYA 7: ISOMERO

Amakuru ajyanye n'ibitabo byose ikigo gifite mu bubiko, amakuru y'uko byagiye bitangwa ku banyeshuri bihe bitandukanye, amakarita agenewe abanyeshuri n'ikoreshwa ryayo mu gihe bagannye isomero.

The screenshot shows the CUNGA Schools Portal interface. The top navigation bar includes the site logo, 'CUNGA Schools Portal', 'OceanWP', and the user name 'Howdy, Trainer_MAIN'. A sidebar menu on the left lists various school management modules, with 'SM Library' highlighted in blue and a red box around it. The main content area is titled 'TestSchool1_MAIN YR:2022/2023-Term1' and shows the 'Current Session' as 'YR:2022/2023-Term1'. A large blue 'Library' button is prominent. Below it, three main sections are visible: 'Books' with buttons for 'View Books', 'Add New Books', and 'Import Books'; 'Issue Books' with buttons for 'Issue Books' and 'View Books Issued'; and 'Library Cards' with buttons for 'Issue Library Cards' and 'View Library Cards'. The date '2/15/2023' is displayed in the bottom right corner.

IGICE CYA 8: IMIDOKA Z'IKIGO ZITWARA ABANYESHURI

Iki gice gikubiyemo amakuru yose arebana n'imodoka zagenewe gutwara abanyeshuri, abakozi bazishinzwe, gahunda irambuye n'ingengabihe z'ingendo, ndetse n'amakuru ku mihanda (lignes/routes) zigomba kucamo.

The screenshot displays the 'SM Transport' module within the 'CUNGA Schools Portal'. The page header includes the school name 'TestSchool1_MAIN' and the current session 'YR:2022/2023-Term1'. A prominent blue bar with a bus icon and the word 'Transport' is centered. Below this, two main sections are visible: 'Transport Vehicles' and 'Transport Routes'. Each section contains two buttons: 'View Vehicles' and 'Add New Vehicle' for the first section, and 'View Routes' and 'Add New Route' for the second. On the left, a dark sidebar menu lists various school management options, with 'SM Transport' and its sub-items ('Dashboard', 'Vehicles', 'Routes', 'Report') highlighted with a red border. The user's name 'Howdy, Trainer_MAIN' is visible in the top right corner, and the date '2/15/2023' is shown in the bottom right corner.

IGICE CYA 9: AMACUMBI Y'IKIGO

Ku bigo bicumbikira bamwe mu banyeshuri babyo, bibasha gushyira amakuru yose aiyanye n'amacumbi n'ikoreshwa ryayo.

The screenshot displays the CUNGA Schools Portal interface. The top navigation bar includes the site name 'CUNGA Schools Portal', the theme 'OceanWP', and the user name 'Howdy, Trainer_MAIN'. The main content area is titled 'TestSchool1_MAIN YR:2022/2023-Term1' with a dropdown for 'Current Session: YR:2022/2023-Term1'. A prominent blue bar labeled 'Hostels' is visible. Below this, there are two main sections: 'Hostels' and 'Rooms'. Each section contains two buttons: 'View Hostels' and 'Add New Hostel' for the Hostels section, and 'View Rooms' and 'Add New Room' for the Rooms section. On the left, a dark sidebar menu lists various school management options, with 'SM Hostel' highlighted in blue and a red box around it. Below 'SM Hostel' are sub-items 'Hostels' and 'Rooms'. Other menu items include 'Dashboard', 'SM School', 'SM Academic', 'SM Student', 'SM Administrator', 'SM Accounting', 'SM Examination', 'SM Library', 'SM Transport', 'Profile', and 'Collapse menu'.

IGICE CYA 10: KONTE Y'UMUKOZI

Umukozi ashobora guhindura amabara n'imitere ya konti ye, ashobora guhindura se **ijambo/umubarebanga** akoresha yinjiramo, yahuza konti ye n'uburyo by'irakure (**Zoom**) no guhindura amakuru anyuranye ya konti ye.

##Iburyo (hejuru) niho akanda igihe asoje akazi kugirango asohoke (**Log Out**) muri porogaramu mu buryo bunoze.

CUNGA Schools Portal OceanWP

Howdy, Trainer_MAIN

Account Management

New Password

Sessions

You are only logged in at this location.

Application Passwords

Application passwords allow authentication via non-interactive systems, such as XML-RPC or the REST API, without providing your actual password. Application passwords can be easily revoked. They cannot be used for traditional logins to your website.

New Application Password Name

Required to create an Application Password, but not to update the user.

Zoom API Settings

Accessing your Zoom API Key & Secret

To access the API Key and Secret, Create a JWT App on the Marketplace. After providing basic information about your app, locate your API Key and Secret in the App Credentials page. [Click here for more information](#)

API KEY

Please enter your API KEY.

Profile

Trainer_MAIN

Edit Profile

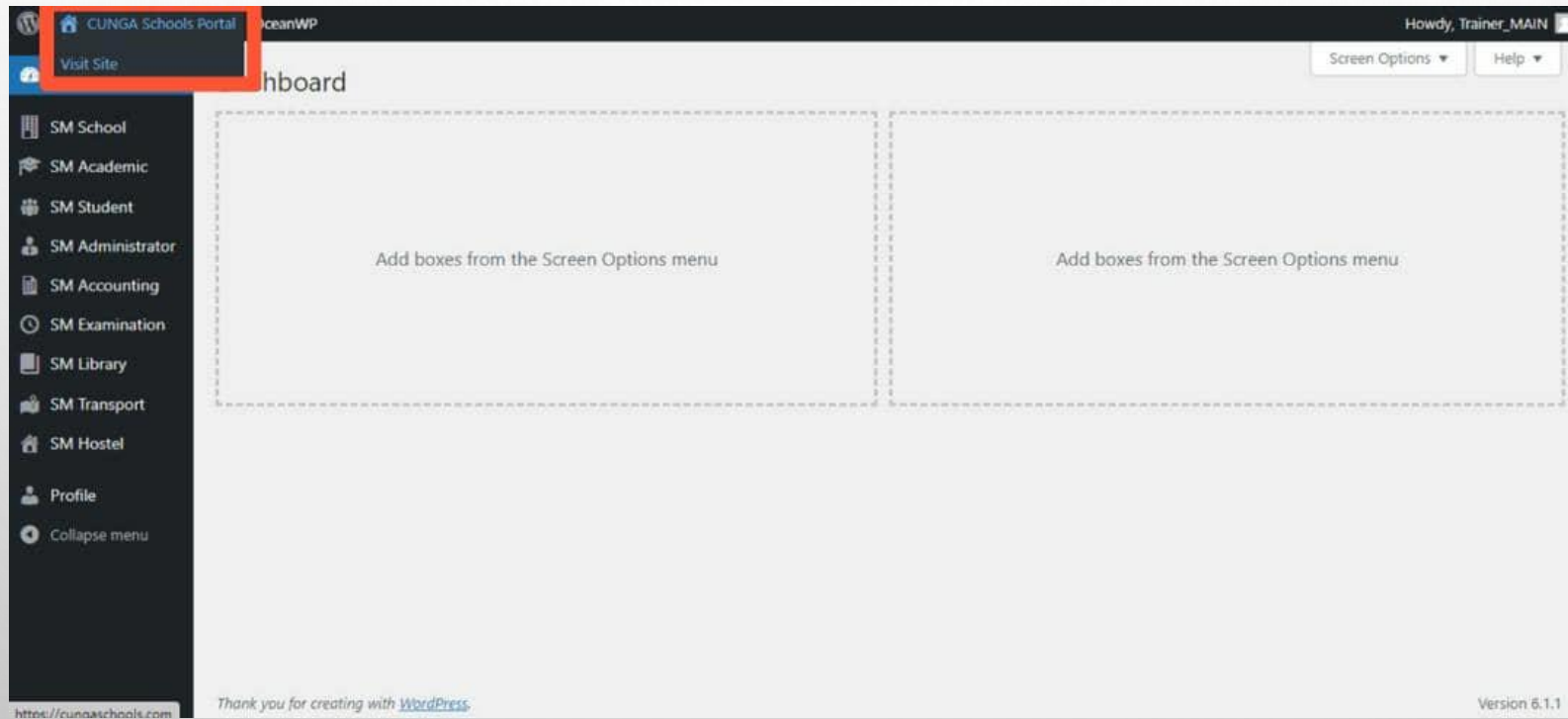
Log Out

2/15/2023

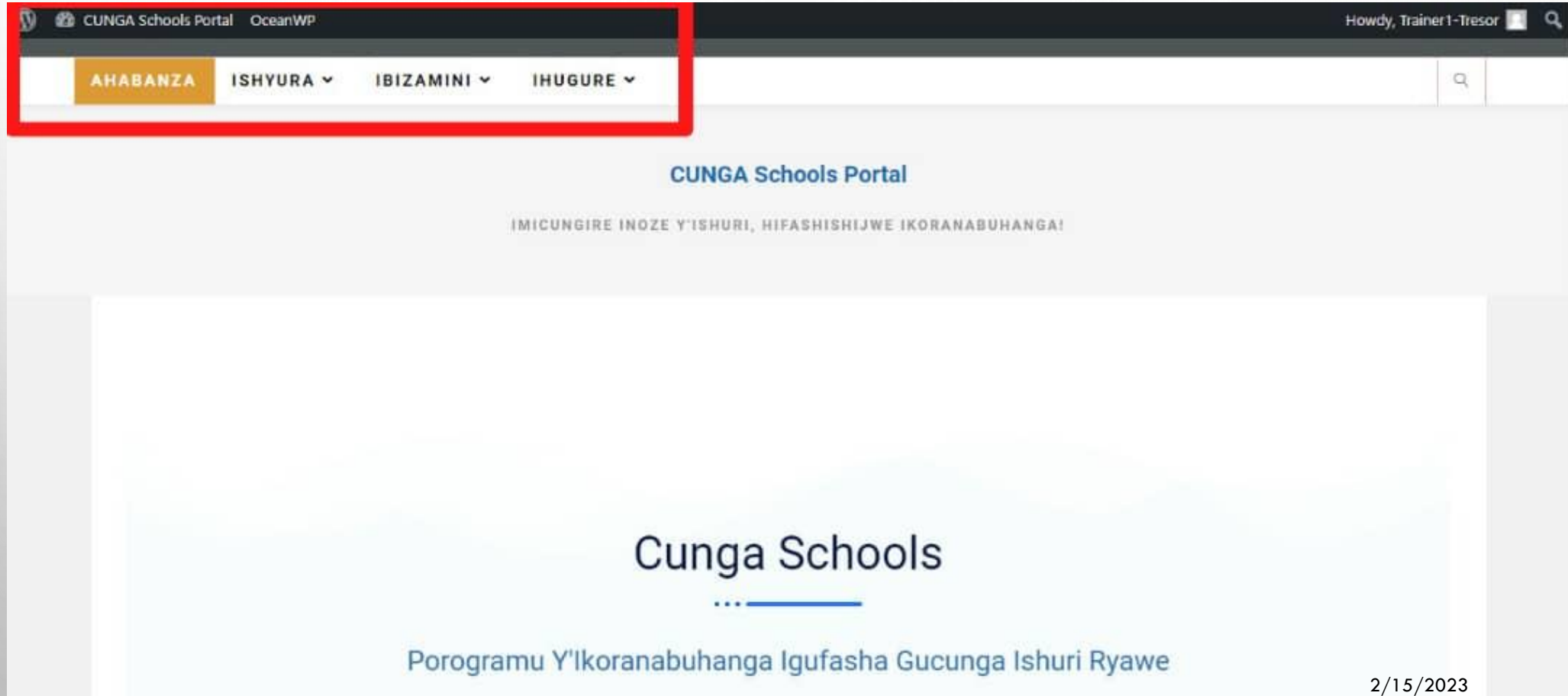
https://cungaschools.com/wp-login.php?action=logout&_wpnonce=31423486e8

ICYTONDERWA!

Ibi bice uko ari icumi bisobanuwe mu kanya (hejuru habanziriza iyi page), **iyu ukanze kuri “Visit site”** uhita wimukira mu gice kindi twakwita irembo rya site, nk’uko tugiye kubibona mu bice bikurikira iyi page.

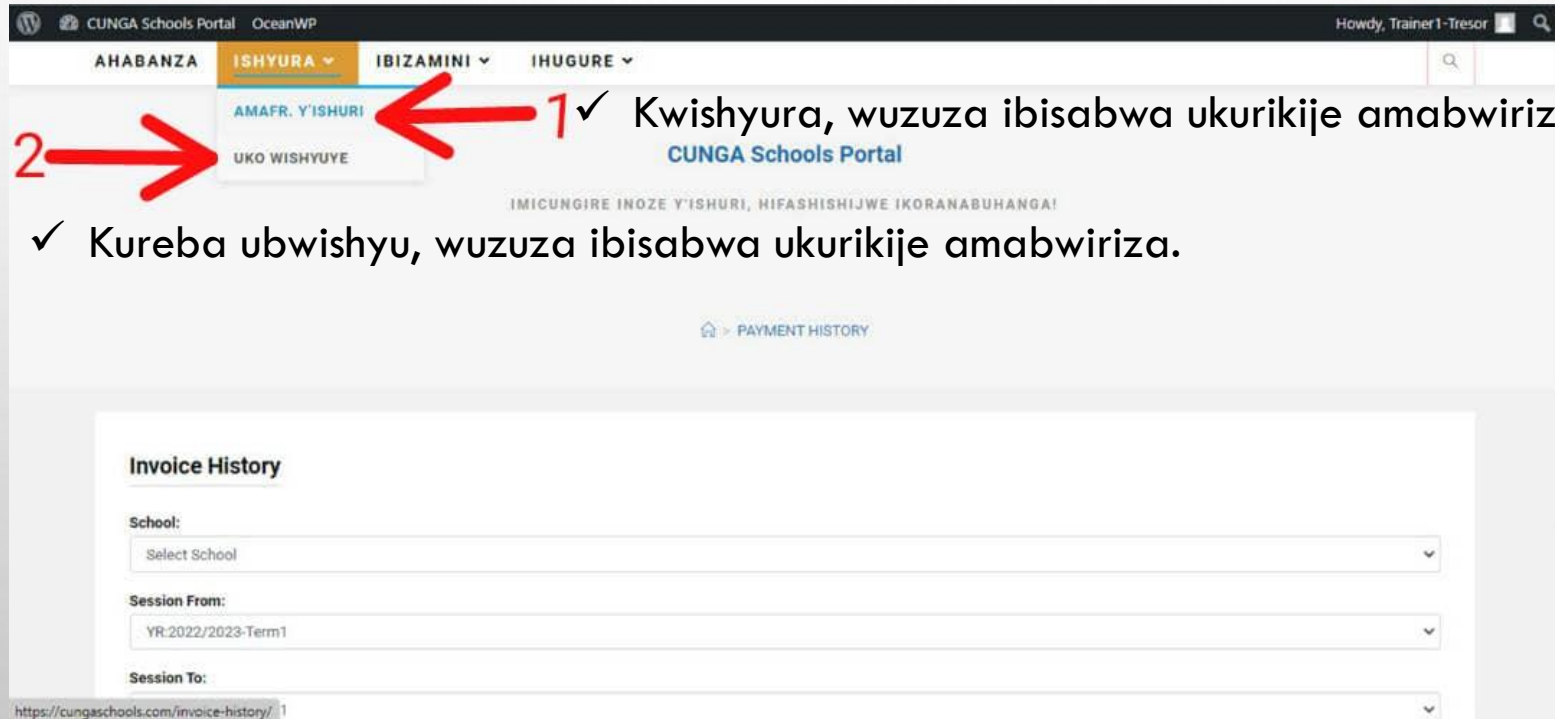


IBICE BINE (4) BIGIZE SITE, BIGARAGARIRA ABAKOZI B'IKIGO NYUMA YO KWIMUKA_ "FRONT-END BROWSER INTERFACE"



IGICE CYA 2: IREMBO RYO KWISHYURIRAHO (Igice cya mbere ni igice rusange: AHABANZA)

Aha, niryo rembo rikoreshwa n'umuntu ushaka kwishyura amafranga y'ishuri ndetse akaba yabasha no kureba amakuru yose ajyanye n'uburyo yagiye yishyurira umunyeshuri mu bihe bitandukanye byahise (historique cyangwa statement).



The screenshot shows the CUNGA Schools Portal interface. At the top, there is a navigation bar with tabs: AHABANZA, ISHYURA (highlighted in orange), IBIZAMINI, and IHUGURE. Below the ISHYURA tab, there are two sub-menus: AMAFR. Y'ISHURI and UKO WISHYUYE. A red arrow labeled '2' points to the UKO WISHYUYE menu item, and another red arrow labeled '1' points to the AMAFR. Y'ISHURI menu item. Below the navigation bar, the page title is 'CUNGA Schools Portal' and the main heading is 'IMICUNGIRE INOZE Y'ISHURI, HIFASHISHIJE IKORANABUHANGA!'. Below this, there is a breadcrumb trail: 'PAYMENT HISTORY'. The main content area is titled 'Invoice History' and contains three dropdown menus: 'School:' (with 'Select School' selected), 'Session From:' (with 'YR:2022/2023-Term1' selected), and 'Session To:' (with a blank selection). The URL at the bottom of the page is 'https://cungaschools.com/invoice-history/1'.

2 →

1 ✓ Kwishyura, wuzuzwa ibisabwa ukurikije amabwiriza.

✓ Kureba ubwishyu, wuzuzwa ibisabwa ukurikije amabwiriza.

IGICE CYA 3: ISUZUMABUMENYI

Iki nigice gikubiyemo ingengabihe y'isuzumabumenyi, ikarita iranga uwishyuye wemerewe gukora isuzumabumenyi hamwe n'ahashyirwa amanota y'umunyeshuri, yavuye mu isuzumabumenyi, aho umubyeyi cyangwa umunyeshuri abasha kuyareba.

The screenshot shows the CUNGA Schools Portal interface. At the top, there are navigation tabs: AHABANZA, ISHYURA, IBIZAMINI (highlighted), and IHUGURE. Below these tabs, a dropdown menu is open for 'IBIZAMINI', showing three options: 'INGENGABIHE', 'KWEMERERWA', and 'AMANOTA'. Red arrows with numbers 1, 2, and 3 point to these options respectively. The main content area displays 'CUNGA Schools Portal' and a message: 'Kujire Inoze y'ishuri, hifashishijwe ikoranabuhanga!'. Below this, there is a breadcrumb trail: 'EXAM TIMETABLE'. The 'Exam Time Table' section contains two dropdown menus: 'School' (with 'Select School' as the placeholder) and 'Exam' (with 'Select Exam' as the placeholder). A blue button labeled 'GET TIME TABLE' is positioned below the dropdowns. The URL 'https://cungaschools.com/exam-timetable/' is visible in the bottom left corner.

1-Ahareberwa ingengabihe y'isuzumabumenyi

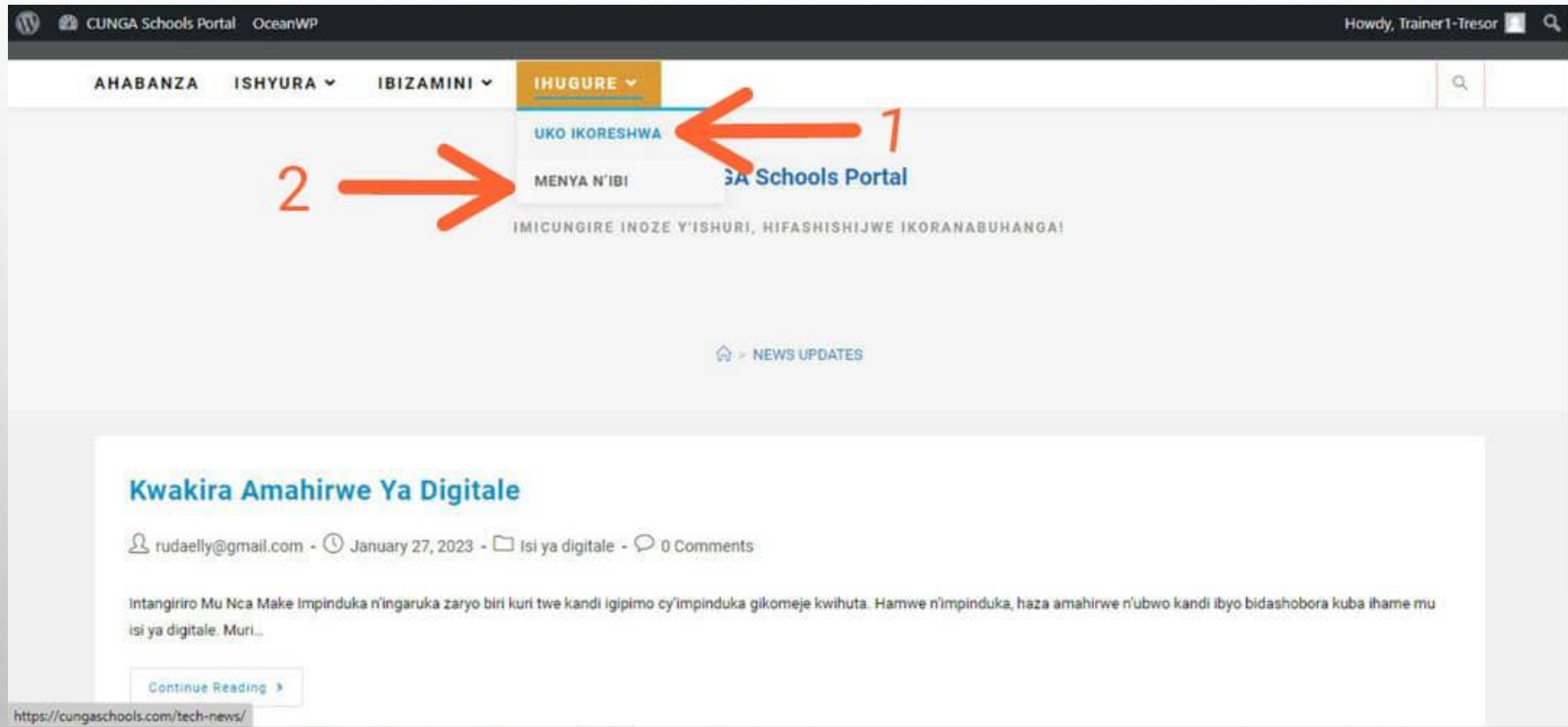
2-Ahaboneka ikarita y'uwishyuye wemerewe gukora isuzumabumenyi

3- Ahaboneka amanota y'umunyeshuri wakoze isuzumabumenyi.

2/15/2023

IGICE CYA 4: IHUGURE

Iki gice ugisangamo inyandiko zisobanura mu nca make, **uko iyi porogaramu ikoreshwa** (User Guide) ndetse **n'amakuru ku bumenyi butandukanye** (Blog) ategurwa n'itsinda rya CUNGA Schools Portal.

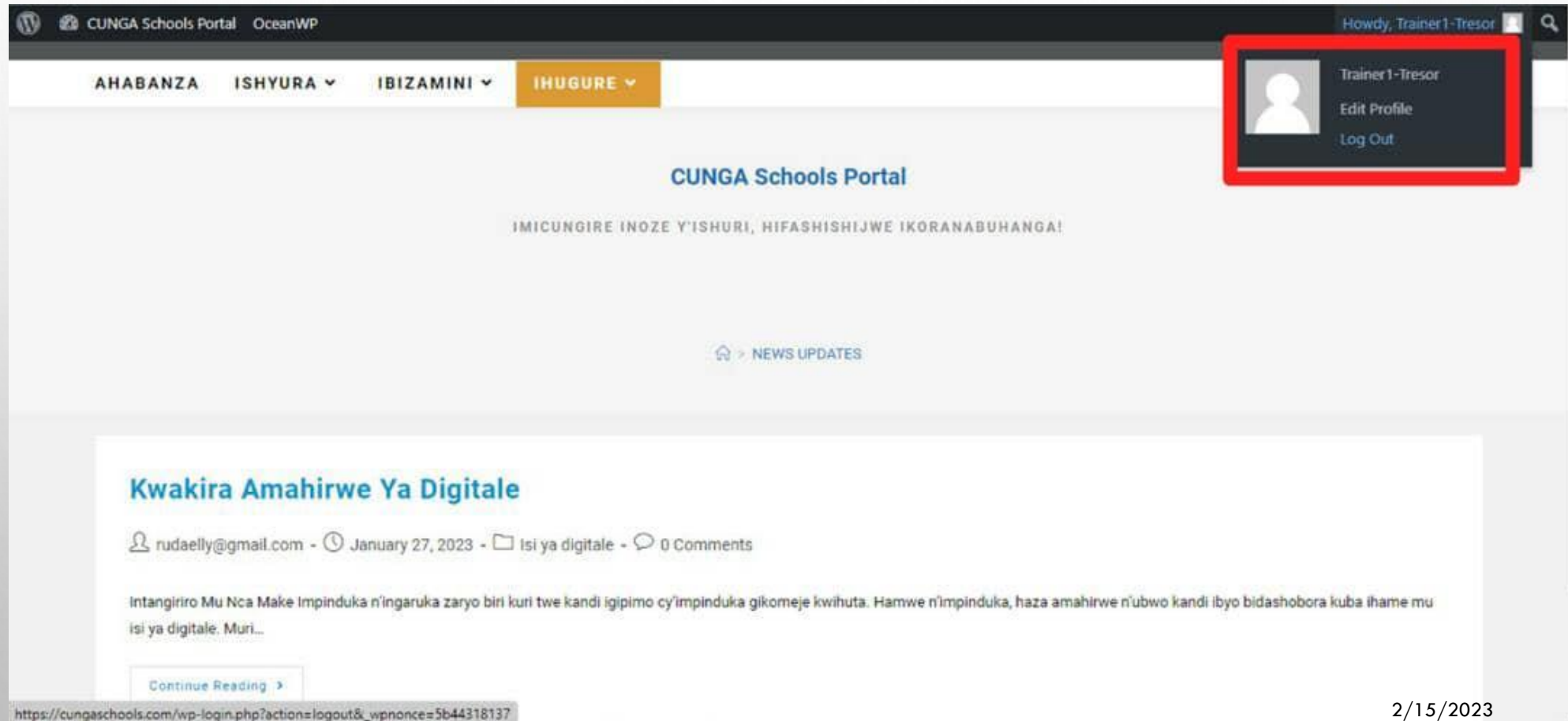


2/15/2023

- 1- Aho usanga imfashanyigisho y'uburyo iyi porogaramu ikoreshwa (User Guide)
- 2-Aha uhasanga amakuru ku bumenyi butandukanye (Blog)

GUSOHOKA MURI KONTE Y'UMUKOZI

##Iburyo (hejuru) niho ukanda igihe usoje akazi kugirango usohoke (**Log Out**) muri porogaramu mu buryo bunoze.



The screenshot displays the CUNGA Schools Portal user interface. At the top, the navigation bar includes the site name 'CUNGA Schools Portal' and the theme 'OceanWP'. The user is logged in as 'Trainer1-Tresor', with a greeting 'Howdy, Trainer1-Tresor'. The main navigation menu contains 'AHABANZA', 'ISHYURA', 'IBIZAMINI', and 'IHUGURE'. The user profile menu is open, showing options for 'Trainer1-Tresor', 'Edit Profile', and 'Log Out'. The 'Log Out' option is highlighted with a red box. Below the navigation, the page title 'CUNGA Schools Portal' is displayed, followed by the tagline 'IMICUNGIRE INOZE Y'ISHURI, HIFASHISHIJE IKORANABUHANGA!'. A 'NEWS UPDATES' section is visible, featuring an article titled 'Kwakira Amahirwe Ya Digitale' by 'rudaelly@gmail.com' dated 'January 27, 2023'. The article text begins with 'Intangiriro Mu Nca Make impinduka n'ingaruka zaryo biri kuri twe kandi igipimo cy'impinduka gikomeje kwihuta. Hamwe n'impinduka, haza amahirwe n'ubwo kandi ibyo bidashobora kuba ihame mu isi ya digitale. Muri...'. A 'Continue Reading' button is located at the bottom of the article preview. The URL at the bottom of the page is 'https://cungaschools.com/wp-login.php?action=logout&_wpnonce=5b44318137'.

2/15/2023

MURAKOZE, KWIHUGURA!

www.cungaschools.com

2/15/2023